



An Aviagen Brand

Arbor Acres Plus

Arbor Acres Plus S

Broiler Performance Objectives

2019



- 1 Overview
- 2 **Section 9** As-Hatched Performance
- 3 **Section 9** Male Performance
- 4 **Section 9** Female Performance
- 6 **Section 1b** As-Hatched Performance
- 7 **Section 1b** Male Performance
- 8 **Section 1b** Female Performance
- 10 Carcass Yield

The Arbor Acres Plus and Arbor Acres Plus S

Overview

Arbor Acres® is available in two types, one which produces sexable broilers (Plus S) and one which produces all fast-feathering broilers (Plus). The sexable-type produces fast-feathering female broilers and slow-feathering male broilers. This allows the broilers to be sexed in the hatchery by evaluating feather development differences.

Growing male and female broilers separately allows companies to capitalize on the natural growth and developmental differences between the sexes and tailor their nutritional programs. It also enables different requirements for broilers within the same market to be met more efficiently [e.g., fast-feathering females can be grown to supply small birds (roisserie) and males for larger birds (deboning)]. Sex-separate rearing also improves body-weight uniformity of flocks for the processing plant.

The non-sexable type produces all fast-feathering broilers. They cannot be sexed in the hatchery by evaluating the feathers because males and females grow their feathers at the same rate. This early feather coverage helps protect skin from damage - leading to improved carcass quality and grade in the processing plant.

Both types will have similar growth, feed conversion, and meat yield characteristics. The nutritional requirements for the broilers will also be the same.

The objectives are presented in two sections to reflect the global nature of the publication. [Section 9](#) contains the performance data in metric measurements and [Section 1b](#) contains imperial measurements.

This supplement should be used with the **Arbor Acres Broiler Management Handbook**.

Every attempt has been made to ensure the accuracy and relevance of the information presented, however, Aviagen® accepts no liability for the consequences of using this information for the management of chickens.

These objectives indicate the performance achievable under good management and environmental conditions and when feeding recommended nutrient levels.

For further information on managing Arbor Acres broilers, please consult your local Arbor Acres representative.

Key Management Points

Achieving the genetic potential and optimal performance of the birds depends on detailed management and the following points are important for cost effective production of the Arbor Acres Plus and Arbor Acres Plus S broiler:

- Ensure good chick quality by correctly managing conditions at the hatchery, during transport and at farm delivery.
- Develop appetite from good brooding practice and feed a nutritionally balanced Starter diet. Carefully manage the transition from supplementary to automated feeders and drinkers.
- Monitor and adjust environmental conditions (temperature, RH and ventilation) in line with bird behavior and age, but beware of relative humidities less than 50%.
- Check crop fill, vent temperature, feeding and drinking behavior and 7-day body weight to ensure brooding conditions are correct.
- Monitor individual body weight weekly from 21 days onward, and pay close attention to environmental conditions throughout the growing period. Fast growing broilers produce large amounts of heat, particularly in the second half of the grow-out period. Keeping ambient temperatures less than 21°C (69.8°F) from 21 days onwards may improve growth rates.

Arbor Acres Plus Broiler *As-Hatched Performance*



Day	Body Weight (g) ¹	Daily Gain (g)	Av. Daily Gain/Week (g)	Daily Intake (g)	Cum. Intake (g) ²	FCR ³
0	43					
1	60	17			13	0.218
2	77	18		17	30	0.390
3	97	20		21	51	0.525
4	119	22		25	76	0.632
5	145	25		28	104	0.718
6	173	28		32	136	0.788
7	204	31	22.94	36	172	0.845
8	238	34		40	212	0.892
9	275	37		45	257	0.932
10	316	41		49	306	0.967
11	360	44		54	359	0.998
12	408	47		59	418	1.025
13	458	51		64	482	1.051
14	512	54	44.12	69	550	1.074
15	570	57		74	625	1.096
16	630	61		80	704	1.117
17	694	64		85	790	1.138
18	761	67		91	881	1.158
19	831	70		97	978	1.178
20	903	72		103	1081	1.197
21	978	75	66.53	109	1190	1.216
22	1056	78		115	1305	1.236
23	1136	80		121	1426	1.255
24	1218	82		127	1552	1.274
25	1303	84		133	1685	1.293
26	1389	86		139	1824	1.313
27	1477	88		144	1968	1.332
28	1567	90	84.10	150	2118	1.352
29	1658	91		155	2273	1.371
30	1750	92		161	2434	1.391
31	1844	93		166	2600	1.410
32	1938	94		171	2772	1.430
33	2033	95		176	2948	1.450
34	2129	96		181	3129	1.469
35	2226	96	94.09	186	3314	1.489

Day	Body Weight (g) ¹	Daily Gain (g)	Av. Daily Gain/Week (g)	Daily Intake (g)	Cum. Intake (g) ²	FCR ³
36	2322	97		190	3504	1.509
37	2419	97		194	3698	1.529
38	2516	97		198	3896	1.549
39	2612	97		202	4098	1.569
40	2709	97		205	4303	1.589
41	2805	96		209	4512	1.608
42	2901	96	96.50	212	4724	1.628
43	2996	95		215	4939	1.648
44	3091	95		217	5156	1.668
45	3185	94		220	5376	1.688
46	3278	93		222	5598	1.708
47	3370	92		224	5822	1.728
48	3461	91		226	6048	1.747
49	3552	90	92.93	228	6276	1.767
50	3641	89		229	6505	1.787
51	3729	88		230	6736	1.806
52	3815	87		232	6967	1.826
53	3901	85		232	7200	1.846
54	3985	84		233	7433	1.865
55	4068	83		234	7666	1.885
56	4150	82	85.42	234	7901	1.904
57	4230	80		234	8135	1.923
58	4308	79		234	8369	1.943
59	4386	77		234	8604	1.962
60	4461	76		234	8838	1.981
61	4536	74		234	9072	2.000
62	4609	73		233	9306	2.019
63	4680	71	75.81	233	9539	2.038
64	4750	70		232	9771	2.057
65	4819	68		231	10002	2.076
66	4886	67		231	10233	2.094
67	4951	66		230	10462	2.113
68	5015	64		229	10691	2.132
69	5078	63		227	10918	2.150
70	5139	61	65.55	226	11145	2.169

¹On-farm body weight (i.e. feed present in intestinal tract).

²Feed consumption per living bird.

³FCR includes initial body weight at placement and does not account for mortality.

In the table, values are rounded. This may result in small inaccuracies when using the objectives to calculate other performance statistics.

Arbor Acres Plus Broiler *Male Performance*



Day	Body Weight (g) ¹	Daily Gain (g)	Av. Daily Gain/Week (g)	Daily Intake (g)	Cum. Intake (g) ²	FCR ³
0	43					
1	60	16			12	0.202
2	77	17		16	28	0.364
3	96	20		20	48	0.496
4	118	22		24	71	0.602
5	144	25		28	99	0.689
6	172	28		32	131	0.761
7	203	31	22.83	36	167	0.821
8	238	35		40	207	0.872
9	276	38		45	252	0.915
10	317	42		50	302	0.952
11	363	45		55	357	0.985
12	412	49		60	418	1.015
13	464	53		66	484	1.042
14	520	56	45.34	72	555	1.067
15	580	60		77	632	1.090
16	644	63		83	716	1.112
17	710	67		90	805	1.134
18	781	70		96	901	1.154
19	854	74		102	1003	1.174
20	931	77		109	1112	1.194
21	1011	80	70.16	115	1227	1.213
22	1094	83		122	1349	1.232
23	1180	86		128	1477	1.252
24	1269	88		135	1612	1.271
25	1360	91		141	1753	1.290
26	1453	93		148	1901	1.309
27	1548	95		154	2055	1.327
28	1646	97	90.59	160	2216	1.346
29	1745	99		167	2382	1.365
30	1845	101		173	2555	1.384
31	1948	102		179	2733	1.403
32	2051	103		184	2918	1.423
33	2156	105		190	3108	1.442
34	2261	105		195	3303	1.461
35	2367	106	103.10	200	3503	1.480

Day	Body Weight (g) ¹	Daily Gain (g)	Av. Daily Gain/Week (g)	Daily Intake (g)	Cum. Intake (g) ²	FCR ³
36	2474	107		205	3708	1.499
37	2581	107		210	3918	1.518
38	2689	107		215	4133	1.537
39	2796	108		219	4352	1.556
40	2904	108		223	4575	1.576
41	3011	107		227	4801	1.595
42	3118	107	107.25	230	5032	1.614
43	3225	107		234	5265	1.633
44	3331	106		237	5502	1.652
45	3436	105		240	5742	1.671
46	3541	105		242	5984	1.690
47	3645	104		245	6229	1.709
48	3748	103		247	6476	1.728
49	3850	102	104.53	249	6724	1.747
50	3951	101		251	6975	1.766
51	4050	100		252	7227	1.784
52	4149	98		254	7481	1.803
53	4246	97		255	7735	1.822
54	4342	96		256	7991	1.840
55	4436	94		256	8247	1.859
56	4529	93	97.09	257	8504	1.878
57	4621	92		257	8761	1.896
58	4711	90		257	9019	1.914
59	4800	89		257	9276	1.933
60	4887	87		257	9533	1.951
61	4972	85		257	9790	1.969
62	5056	84		257	10047	1.987
63	5138	82	86.97	256	10303	2.005
64	5219	81		255	10558	2.023
65	5298	79		254	10813	2.041
66	5375	77		254	11066	2.059
67	5451	76		252	11319	2.077
68	5525	74		251	11570	2.094
69	5597	72		250	11820	2.112
70	5668	71	75.71	249	12069	2.129

¹On-farm body weight (i.e. feed present in intestinal tract).

²Feed consumption per living bird.

³FCR includes initial body weight at placement and does not account for mortality.

In the table, values are rounded. This may result in small inaccuracies when using the objectives to calculate other performance statistics.

Arbor Acres Plus Broiler *Female Performance*



Day	Body Weight (g) ¹	Daily Gain (g)	Av. Daily Gain/Week (g)	Daily Intake (g)	Cum. Intake (g) ²	FCR ³
0	43					
1	60	17			14	0.235
2	78	18		18	32	0.416
3	98	20		22	54	0.555
4	121	22		25	80	0.662
5	146	25		29	109	0.747
6	173	28		32	141	0.814
7	204	31	23.04	36	177	0.868
8	238	34		40	217	0.913
9	275	37		44	261	0.950
10	315	40		48	309	0.982
11	358	43		52	361	1.010
12	404	46		57	418	1.036
13	453	49		61	479	1.059
14	505	52	42.91	66	546	1.081
15	560	55		71	617	1.102
16	617	58		76	693	1.122
17	678	61		81	774	1.142
18	741	63		87	861	1.162
19	807	66		92	953	1.181
20	875	68		97	1050	1.200
21	945	70	62.91	103	1153	1.220
22	1017	72		108	1261	1.239
23	1092	74		113	1374	1.258
24	1168	76		119	1493	1.278
25	1246	78		124	1617	1.297
26	1326	79		129	1746	1.317
27	1406	81		134	1880	1.337
28	1488	82	77.62	139	2019	1.357
29	1571	83		144	2164	1.377
30	1655	84		149	2313	1.397
31	1740	85		154	2466	1.417
32	1826	85		158	2624	1.437
33	1911	86		162	2786	1.458
34	1997	86		166	2953	1.478
35	2084	86	85.07	170	3123	1.499

Day	Body Weight (g) ¹	Daily Gain (g)	Av. Daily Gain/Week (g)	Daily Intake (g)	Cum. Intake (g) ²	FCR ³
36	2170	86		174	3297	1.519
37	2257	86		178	3475	1.540
38	2343	86		181	3656	1.560
39	2429	86		184	3840	1.581
40	2514	86		187	4027	1.602
41	2600	85		190	4217	1.622
42	2684	85	85.76	193	4410	1.643
43	2768	84		195	4605	1.664
44	2851	83		197	4802	1.684
45	2934	82		199	5001	1.705
46	3015	81		201	5203	1.726
47	3096	81		203	5405	1.746
48	3175	80		204	5610	1.767
49	3254	78	81.34	206	5815	1.787
50	3331	77		207	6022	1.808
51	3407	76		208	6230	1.828
52	3482	75		208	6438	1.849
53	3556	74		209	6647	1.869
54	3628	73		210	6857	1.890
55	3700	71		210	7067	1.910
56	3770	70	73.74	210	7277	1.930
57	3838	69		210	7487	1.951
58	3906	67		210	7698	1.971
59	3972	66		210	7908	1.991
60	4036	65		210	8117	2.011
61	4100	63		209	8327	2.031
62	4162	62		209	8536	2.051
63	4222	61	64.65	208	8744	2.071
64	4282	59		208	8951	2.091
65	4340	58		207	9158	2.110
66	4396	57		206	9364	2.130
67	4452	55		205	9569	2.150
68	4506	54		204	9774	2.169
69	4558	53		203	9977	2.189
70	4610	52	55.38	202	10179	2.208

¹On-farm body weight (i.e. feed present in intestinal tract).

²Feed consumption per living bird.

³FCR includes initial body weight at placement and does not account for mortality.

In the table, values are rounded. This may result in small inaccuracies when using the objectives to calculate other performance statistics.

NOTES

A series of 13 horizontal light green bars, stacked vertically, intended for taking notes. Each bar is approximately 85 pixels high and spans most of the width of the page.

Arbor Acres Plus Broiler *As-Hatched Performance*



Day	Body Weight (lb) ¹	Daily Gain (lb)	Av. Daily Gain/Week (lb)	Daily Intake (lb)	Cum. Intake (lb) ²	FCR ³
0	0.095					
1	0.132	0.037			0.029	0.218
2	0.171	0.039		0.038	0.067	0.390
3	0.214	0.044		0.046	0.113	0.525
4	0.263	0.049		0.054	0.167	0.632
5	0.319	0.055		0.062	0.229	0.718
6	0.380	0.062		0.071	0.300	0.788
7	0.449	0.068	0.051	0.080	0.379	0.845
8	0.524	0.075		0.089	0.468	0.892
9	0.607	0.083		0.098	0.566	0.932
10	0.697	0.090		0.108	0.674	0.967
11	0.794	0.097		0.118	0.792	0.998
12	0.899	0.105		0.129	0.921	1.025
13	1.011	0.112		0.140	1.062	1.051
14	1.130	0.119	0.097	0.152	1.213	1.074
15	1.256	0.126		0.164	1.377	1.096
16	1.390	0.134		0.176	1.553	1.117
17	1.530	0.140		0.188	1.741	1.138
18	1.677	0.147		0.201	1.942	1.158
19	1.831	0.154		0.214	2.156	1.178
20	1.991	0.160		0.227	2.383	1.197
21	2.157	0.166	0.147	0.240	2.623	1.216
22	2.328	0.171		0.253	2.877	1.236
23	2.504	0.177		0.266	3.143	1.255
24	2.686	0.182		0.280	3.423	1.274
25	2.872	0.186		0.293	3.715	1.293
26	3.062	0.190		0.305	4.021	1.313
27	3.257	0.194		0.318	4.339	1.332
28	3.454	0.198	0.185	0.331	4.669	1.352
29	3.655	0.201		0.343	5.012	1.371
30	3.859	0.204		0.355	5.367	1.391
31	4.065	0.206		0.366	5.733	1.410
32	4.273	0.208		0.378	6.111	1.430
33	4.483	0.210		0.388	6.499	1.450
34	4.694	0.211		0.399	6.898	1.469
35	4.906	0.212	0.207	0.409	7.307	1.489

Day	Body Weight (lb) ¹	Daily Gain (lb)	Av. Daily Gain/Week (lb)	Daily Intake (lb)	Cum. Intake (lb) ²	FCR ³
36	5.119	0.213		0.419	7.726	1.509
37	5.333	0.213		0.428	8.153	1.529
38	5.546	0.213		0.437	8.590	1.549
39	5.759	0.213		0.445	9.035	1.569
40	5.972	0.213		0.453	9.487	1.589
41	6.184	0.212		0.460	9.947	1.608
42	6.396	0.211	0.213	0.467	10.414	1.628
43	6.606	0.210		0.473	10.888	1.648
44	6.814	0.209		0.479	11.367	1.668
45	7.021	0.207		0.485	11.852	1.688
46	7.227	0.205		0.490	12.341	1.708
47	7.430	0.203		0.494	12.835	1.728
48	7.631	0.201		0.498	13.334	1.747
49	7.830	0.199	0.205	0.502	13.836	1.767
50	8.026	0.196		0.505	14.341	1.787
51	8.220	0.194		0.508	14.849	1.806
52	8.411	0.191		0.510	15.360	1.826
53	8.600	0.188		0.512	15.872	1.846
54	8.786	0.186		0.514	16.386	1.865
55	8.968	0.183		0.515	16.901	1.885
56	9.148	0.180	0.188	0.516	17.418	1.904
57	9.325	0.177		0.517	17.934	1.923
58	9.498	0.174		0.517	18.451	1.943
59	9.669	0.170		0.517	18.968	1.962
60	9.836	0.167		0.516	19.485	1.981
61	10.000	0.164		0.516	20.000	2.000
62	10.160	0.161		0.515	20.515	2.019
63	10.318	0.157	0.167	0.513	21.029	2.038
64	10.472	0.154		0.512	21.541	2.057
65	10.623	0.151		0.510	22.051	2.076
66	10.771	0.148		0.508	22.559	2.094
67	10.915	0.144		0.506	23.065	2.113
68	11.056	0.141		0.504	23.569	2.132
69	11.195	0.138		0.501	24.071	2.150
70	11.329	0.135	0.145	0.499	24.569	2.169

¹On-farm body weight (i.e. feed present in intestinal tract).

²Feed consumption per living bird.

³FCR includes initial body weight at placement and does not account for mortality.

In the table, values are rounded. This may result in small inaccuracies when using the objectives to calculate other performance statistics.

Arbor Acres Plus Broiler *Male Performance*



Day	Body Weight (lb) ¹	Daily Gain (lb)	Av. Daily Gain/Week (lb)	Daily Intake (lb)	Cum. Intake (lb) ²	FCR ³
0	0.095					
1	0.131	0.036			0.026	0.202
2	0.169	0.038		0.035	0.062	0.364
3	0.212	0.043		0.044	0.105	0.496
4	0.261	0.049		0.052	0.157	0.602
5	0.316	0.055		0.061	0.218	0.689
6	0.378	0.062		0.070	0.288	0.761
7	0.447	0.069	0.050	0.079	0.367	0.821
8	0.524	0.076		0.089	0.457	0.872
9	0.608	0.084		0.100	0.556	0.915
10	0.700	0.092		0.110	0.666	0.952
11	0.800	0.100		0.121	0.788	0.985
12	0.907	0.108		0.133	0.921	1.015
13	1.023	0.116		0.145	1.066	1.042
14	1.147	0.124	0.100	0.158	1.224	1.067
15	1.279	0.132		0.171	1.394	1.090
16	1.419	0.140		0.184	1.578	1.112
17	1.566	0.148		0.197	1.775	1.134
18	1.721	0.155		0.211	1.987	1.154
19	1.884	0.162		0.225	2.212	1.174
20	2.053	0.170		0.239	2.451	1.194
21	2.230	0.176	0.155	0.254	2.705	1.213
22	2.413	0.183		0.268	2.973	1.232
23	2.602	0.189		0.283	3.256	1.252
24	2.797	0.195		0.297	3.553	1.271
25	2.997	0.200		0.312	3.865	1.290
26	3.203	0.206		0.326	4.191	1.309
27	3.413	0.210		0.340	4.531	1.327
28	3.628	0.215	0.200	0.354	4.885	1.346
29	3.846	0.219		0.367	5.252	1.365
30	4.068	0.222		0.381	5.633	1.384
31	4.294	0.225		0.394	6.026	1.403
32	4.522	0.228		0.406	6.432	1.423
33	4.752	0.230		0.418	6.851	1.442
34	4.985	0.232		0.430	7.281	1.461
35	5.219	0.234	0.227	0.442	7.723	1.480

Day	Body Weight (lb) ¹	Daily Gain (lb)	Av. Daily Gain/Week (lb)	Daily Intake (lb)	Cum. Intake (lb) ²	FCR ³
36	5.454	0.235		0.453	8.176	1.499
37	5.690	0.236		0.463	8.639	1.518
38	5.927	0.237		0.473	9.112	1.537
39	6.164	0.237		0.482	9.594	1.556
40	6.401	0.237		0.491	10.085	1.576
41	6.638	0.237		0.500	10.585	1.595
42	6.874	0.236	0.236	0.508	11.093	1.614
43	7.109	0.235		0.515	11.608	1.633
44	7.343	0.234		0.522	12.130	1.652
45	7.575	0.233		0.528	12.658	1.671
46	7.806	0.231		0.534	13.192	1.690
47	8.035	0.229		0.539	13.732	1.709
48	8.262	0.227		0.544	14.276	1.728
49	8.487	0.225	0.230	0.549	14.825	1.747
50	8.709	0.222		0.553	15.377	1.766
51	8.929	0.220		0.556	15.933	1.784
52	9.146	0.217		0.559	16.492	1.803
53	9.360	0.214		0.561	17.053	1.822
54	9.572	0.211		0.563	17.617	1.840
55	9.780	0.208		0.565	18.182	1.859
56	9.985	0.205	0.214	0.566	18.748	1.878
57	10.187	0.202		0.567	19.315	1.896
58	10.386	0.199		0.567	19.883	1.914
59	10.581	0.195		0.568	20.450	1.933
60	10.773	0.192		0.567	21.017	1.951
61	10.961	0.188		0.567	21.584	1.969
62	11.146	0.185		0.566	22.150	1.987
63	11.327	0.181	0.192	0.564	22.714	2.005
64	11.505	0.178		0.563	23.277	2.023
65	11.679	0.174		0.561	23.838	2.041
66	11.850	0.171		0.559	24.397	2.059
67	12.017	0.167		0.556	24.954	2.077
68	12.180	0.163		0.554	25.507	2.094
69	12.340	0.160		0.551	26.059	2.112
70	12.496	0.156	0.167	0.548	26.607	2.129

¹On-farm body weight (i.e. feed present in intestinal tract).

²Feed consumption per living bird.

³FCR includes initial body weight at placement and does not account for mortality.

In the table, values are rounded. This may result in small inaccuracies when using the objectives to calculate other performance statistics.

Arbor Acres Plus Broiler *Female Performance*



Day	Body Weight (lb) ¹	Daily Gain (lb)	Av. Daily Gain/Week (lb)	Daily Intake (lb)	Cum. Intake (lb) ²	FCR ³
0	0.095					
1	0.133	0.038			0.031	0.235
2	0.172	0.039		0.040	0.072	0.416
3	0.216	0.044		0.048	0.120	0.555
4	0.266	0.049		0.056	0.176	0.662
5	0.321	0.055		0.064	0.240	0.747
6	0.382	0.061		0.072	0.311	0.814
7	0.450	0.068	0.051	0.080	0.391	0.868
8	0.525	0.074		0.088	0.479	0.913
9	0.606	0.081		0.097	0.576	0.950
10	0.694	0.088		0.106	0.681	0.982
11	0.788	0.095		0.115	0.797	1.010
12	0.890	0.101		0.125	0.922	1.036
13	0.998	0.108		0.135	1.057	1.059
14	1.113	0.115	0.095	0.146	1.203	1.081
15	1.234	0.121		0.157	1.359	1.102
16	1.361	0.127		0.168	1.527	1.122
17	1.494	0.133		0.179	1.707	1.142
18	1.634	0.139		0.191	1.898	1.162
19	1.778	0.145		0.203	2.100	1.181
20	1.928	0.150		0.214	2.315	1.200
21	2.083	0.155	0.139	0.226	2.541	1.220
22	2.243	0.160		0.238	2.779	1.239
23	2.407	0.164		0.250	3.029	1.258
24	2.575	0.168		0.262	3.291	1.278
25	2.747	0.172		0.273	3.564	1.297
26	2.922	0.175		0.285	3.849	1.317
27	3.100	0.178		0.296	4.145	1.337
28	3.281	0.181	0.171	0.307	4.452	1.357
29	3.464	0.183		0.318	4.770	1.377
30	3.650	0.185		0.328	5.098	1.397
31	3.836	0.187		0.338	5.437	1.417
32	4.025	0.188		0.348	5.785	1.437
33	4.214	0.189		0.358	6.143	1.458
34	4.404	0.190		0.367	6.510	1.478
35	4.594	0.190	0.188	0.375	6.885	1.499

Day	Body Weight (lb) ¹	Daily Gain (lb)	Av. Daily Gain/Week (lb)	Daily Intake (lb)	Cum. Intake (lb) ²	FCR ³
36	4.785	0.191		0.384	7.269	1.519
37	4.975	0.190		0.392	7.660	1.540
38	5.165	0.190		0.399	8.059	1.560
39	5.355	0.190		0.406	8.466	1.581
40	5.543	0.189		0.413	8.878	1.602
41	5.731	0.188		0.419	9.297	1.622
42	5.918	0.186	0.189	0.425	9.722	1.643
43	6.102	0.185		0.430	10.152	1.664
44	6.286	0.183		0.435	10.587	1.684
45	6.467	0.182		0.439	11.026	1.705
46	6.647	0.180		0.443	11.470	1.726
47	6.824	0.178		0.447	11.917	1.746
48	7.000	0.175		0.450	12.367	1.767
49	7.173	0.173	0.179	0.453	12.820	1.787
50	7.343	0.171		0.456	13.276	1.808
51	7.511	0.168		0.458	13.734	1.828
52	7.677	0.165		0.460	14.194	1.849
53	7.839	0.163		0.461	14.655	1.869
54	7.999	0.160		0.462	15.117	1.890
55	8.156	0.157		0.463	15.580	1.910
56	8.311	0.154	0.163	0.463	16.043	1.930
57	8.462	0.151		0.463	16.507	1.951
58	8.611	0.148		0.463	16.970	1.971
59	8.756	0.145		0.463	17.433	1.991
60	8.899	0.143		0.462	17.896	2.011
61	9.038	0.140		0.462	18.357	2.031
62	9.175	0.137		0.460	18.817	2.051
63	9.308	0.134	0.143	0.459	19.277	2.071
64	9.439	0.131		0.458	19.734	2.091
65	9.567	0.128		0.456	20.190	2.110
66	9.692	0.125		0.454	20.645	2.130
67	9.814	0.122		0.452	21.097	2.150
68	9.933	0.119		0.450	21.547	2.169
69	10.049	0.116		0.448	21.995	2.189
70	10.163	0.114	0.122	0.446	22.440	2.208

¹On-farm body weight (i.e. feed present in intestinal tract).

²Feed consumption per living bird.

³FCR includes initial body weight at placement and does not account for mortality.

In the table values are rounded. This may result in small inaccuracies when using the objectives to calculate other performance statistics.

NOTES

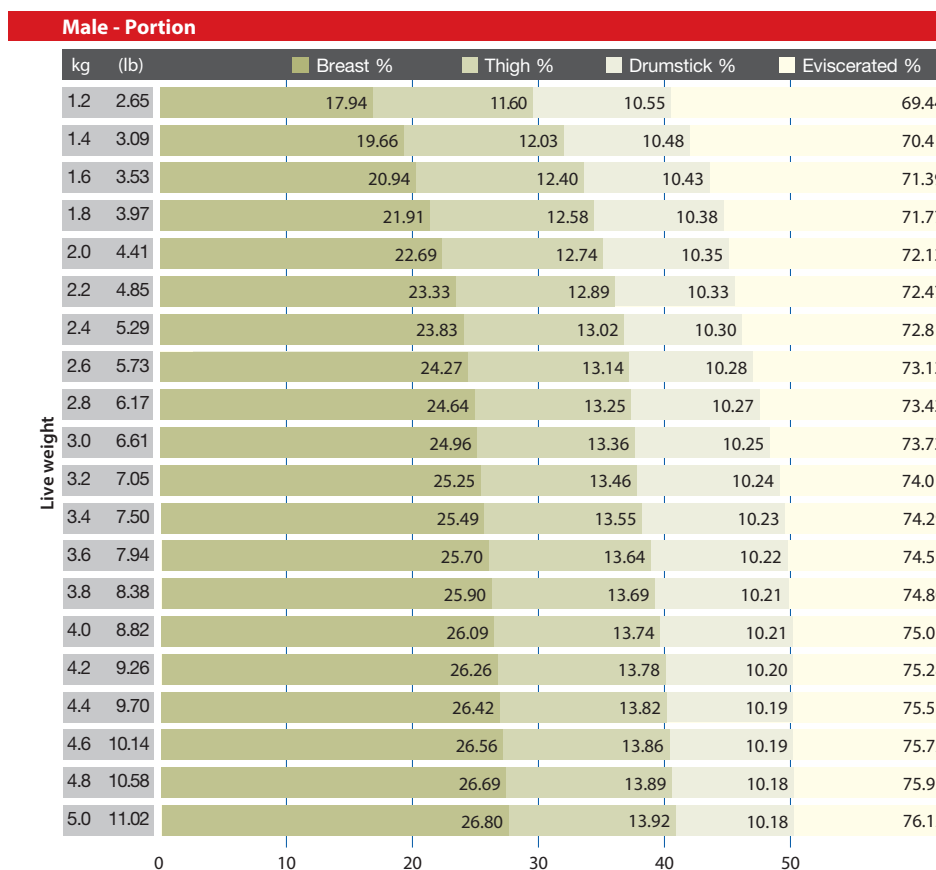
14 horizontal lines for notes, each represented by a light green bar.

Arbor Acres Plus Broiler *Carcass Yield*

The following diagrams indicate how yields of the major portions change with increasing live weight in each sex. Two types of processing are described: eviscerated yield is broken down into breast meat, thigh and drumstick to represent a portioning operation and into breast meat and leg meat to represent a deboning operation.

Definitions of Terms

Eviscerated %	eviscerated carcass (without neck, abdominal fat and internal organs) as a percentage of live weight.
Breast %	breast meat (without skin and bone) as a percentage of live weight.
Thigh/Drumstick %	whole thigh/drumstick (with skin and bone) as a percentage of live weight.

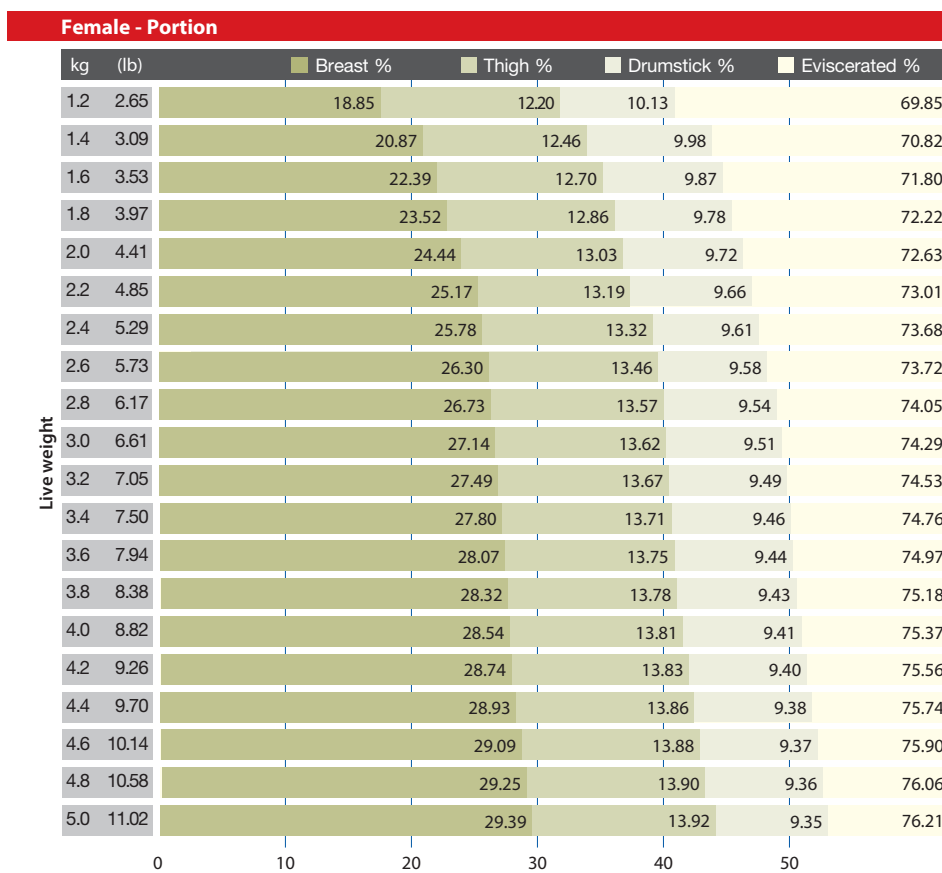


Note: These figures represent dry yield. They do not include any moisture retained during chilling or processing. Carcass component yields will vary among processing plants depending on, for example, type of equipment used and the exact portion(s) being produced.

Arbor Acres Plus Broiler *Carcass Yield*

Definitions of Terms

Eviscerated %	eviscerated carcass (without neck, abdominal fat and internal organs) as a percentage of live weight.
Breast %	breast meat (without skin and bone) as a percentage of live weight.
Thigh/Drumstick %	whole thigh/drumstick (with skin and bone) as a percentage of live weight.



Note: These figures represent dry yield. They do not include any moisture retained during chilling or processing. Carcass component yields will vary among processing plants depending on, for example, type of equipment used and the exact portion(s) being produced.

Arbor Acres Plus Broiler *Carcass Yield*

Definitions of Terms

Breast %	breast meat (without skin and bone) as a percentage of live weight.
Leg Meat %	sum of deboned thigh (without skin) and deboned drumstick (without skin) as a percentage of live weight.
Total %	sum of leg meat and breast meat.



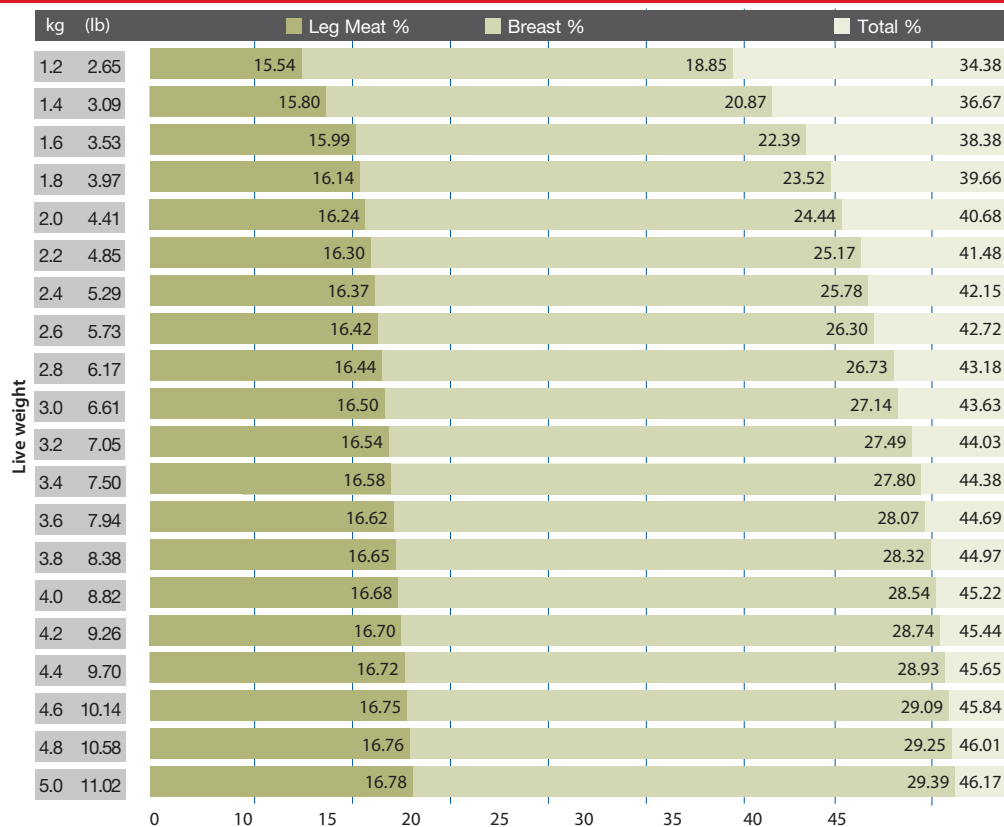
Note: These figures represent dry yield. They do not include any moisture retained during chilling or processing. Carcass component yields will vary among processing plants depending on, for example, type of equipment used and the exact portion(s) being produced.

Arbor Acres Plus Broiler *Carcass Yield*

Definitions of Terms

Breast %	breast meat (without skin and bone) as a percentage of live weight.
Leg Meat %	sum of deboned thigh (without skin) and deboned drumstick (without skin) as a percentage of live weight.
Total %	sum of leg meat and breast meat.

Female - Debone



Note: These figures represent dry yield. They do not include any moisture retained during chilling or processing. Carcass component yields will vary among processing plants depending on, for example, type of equipment used and the exact portion(s) being produced.



Aviagen and the Aviagen logo, and Arbor Acres and the Arbor Acres logo are registered trademarks of Aviagen in the US and other countries. All other trademarks or brands are registered by their respective owners.

Privacy Policy: Aviagen collects data to effectively communicate and provide information to you about our products and our business. This data may include your email address, name, business address and telephone number. To view the full Aviagen privacy policy visit [Aviagen.com](https://www.aviagen.com).

© 2019 Aviagen.

0419-AVNAA-042